

Charme. Theme Configuration

Homepage 1. Part 1

1 FREE SHIPPING ON ORDER ABOVE \$50

2 Language: English Currency: USD 3

4 f t r y p v i

5 Sign in 6 7 8

9 Charme.

10 TOPS BLOUSES WARM CLOTHES BRANDS JEANS BLOG

11 Modern crew tee

Garment-dyed and washed with a special technique for incredible softness and true color.

12 Shop now

13

FREE SHIPPING
Convenient shipping to your door. Skip the trip on orders \$50+

MONEY BACK GUARANTEE
Not satisfied with your order? Ship it back or return it in-store.

SUPPORT 24/7
You'll be speaking with one of our courteous representatives in 60 seconds or less!

14 New arrival

15

Embroidered yoke sweatshirt \$39.00

Happy intarsia crewneck... \$34.20 ~~\$38.00~~ -10%

16

Ladder-trim pullover... \$43.00

Slouchy pullover sweatshirt \$18.00

1

Add to cart

1

Add to cart

1

Add to cart

1

Add to cart

1. Simple free shipping line

Open A Simple free shipping line module.

2. Language selector block

Open International – Localization – Languages.
Add the languages required.

3. Currency block

Open International – Localization – Currencies.
Add the currencies required.

4. Social media follow links

Open Modules – Module Manager – Social media follow links.
Add references of your social media accounts.

5. Customer “Sign in” link

Open Modules – Module Manager – Customer “Sign in” link.
Add the languages required.

6. Search bar

Open Modules – Module Manager – Search bar.

7. AN Wishlist

Open Modules – Module Manager – AN Wishlist.
Edit placements of the wishlist.

8. Shopping cart

Open Modules – Module Manager – Shopping cart.

9. AN Logo

Open Modules – Module Manager – AN Logo.

10. Anvanto Mega Menu

Open Modules – Module Manager – Anvanto Mega Menu.
Add new categories to the menu or delete the current ones.

11. Home Slider

Open Home Slider and edit the slider.
You can add your own new sliders.

12. Translations

Open International – Translations, select “Installed Modules” type of translation, “AN Theme Blocks” module, English language and press “Modify”.
Find the “Shop now” expression in the “Item” group, enter a new title.

13. Advantages and text block

Open the module. Add advantages or edit the existing ones.

14. New products block

Open New products block and edit.

15. AN Theme Configurator

Open Modules – Installed modules – AN Theme Configurator, press “Product”.
Edit field “Background Label Online Only”, “Color Online Only”, “Background Label On Sale”, “Color On Sale”, “Background Label New”, “Color New”, “Background Label Discount Percentage”, “Color Discount Percentage”.

16. Attribute combinations in products list & Add to cart

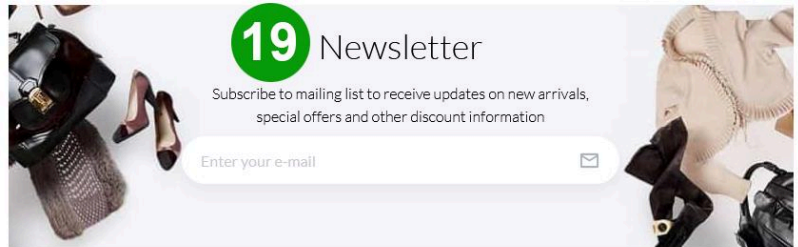
Open Modules – Module Manager – Social media follow links.
Change a view type, customize colors and the elements of the list.

Homepage 1. Part 2

17



18



20

Best seller Most popular Special



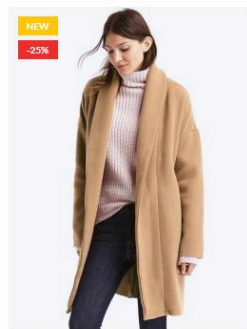
Softspun knit tee
\$14.50 ~~\$29.00~~



S M

1

Add to cart



Plush shawl collar coat
\$18.75 ~~\$25.00~~



M XL

1

Add to cart



Long utility bomber parka
\$78.20 ~~\$92.00~~



S M

1

Add to cart



Long down puffer coat
\$34.00



L XL

1

Add to cart



Classic peacoat
\$9.00 ~~\$36.00~~



M L

1

Add to cart



Stripe hooded cocoon sweater
\$10.20 ~~\$34.00~~



M L

1

Add to cart



Orbital fleece spacedye...
\$21.60 ~~\$54.00~~



S XL

1

Add to cart



Orbital fleece spacedye hoodie
\$13.95 ~~\$31.00~~



S M

1

Add to cart

17. Home Products

Open Home Products and edit.

18. Banners, Simple text and others for theme

Open Banners and edit.

Add new banners or edit the existing ones.

19. AN Theme

Configurator/Newsletter subscription

Open Modules – Installed modules – AN Theme Configurator, press “Configure” and then open the “Wrapper” tab.

Edit the background image.

Open Modules – Installed modules – Newsletter subscription.

Edit subscription parameters.

20. Home Products

Open Home Products and edit.

Homepage 1. Part 3

Our blog

21



Urna pretium elit mauris cursus Curabitur at elit Vestibulum

On: December, 18, 2013



Morbi condimentum molestie Nam enim odio sodales

On: December, 18, 2013



Turpis at eleifend an mi elit Aenean porta ac sed faucibus

On: December, 18, 2013

Why should you buy from us

22

The most important thing is that we - punctual ^

Lorem ipsum dolor sit amet, consectetur adipiscing elit, sed do eiusmod tempor incididunt ut labore et dolore magna aliqua. Ut enim ad minim veniam, quis nostrud exercitation ullamco laboris nisi ut aliquip ex ea commodo consequat.

Money back guarantee v

You have questions? Our experts will answer them v



Lorean M.

< Lorem ipsum dolor sit amet, consectetur adipiscing elit, sed do eiusmod tempor incididunt ut magna aliqua. >



23

24

< JACK & JONES

FRED PERRY

LACOSTE

new balance

le coq sportif

DIESEL >

Charme.

1-800-234-9000
United States
demo@demo.com

PRODUCTS

Prices drop
New products
Best sales

25

OUR COMPANY

Delivery
Legal Notice
Terms and conditions of use
About us
Secure payment
Contact us
Sitemap
Stores
Our Blog

YOUR ACCOUNT

Personal info
Orders
Credit slips
Addresses
Vouchers

26

© 2021 - Ecommerce software by PrestaShop™



27

21. AN Blog Management

Open Modules – Module Manager – AN Blog Management.

Add blog posts or edit the existing ones.

22. Accordion block

Open Accordion block module

Add new blocks or edit the existing ones.

23. User testimonials

Open User testimonials module

Add new reviews or edit the existing ones.

24. AN Brand Slider

Open Modules – Module Manager – AN Brand Slider.

Edit positions of brands, show on/off any of them, configure the slider.

Open Catalog – Brands & Suppliers.

Add new brands or edit the existing ones.

25. Link Widget

Open Design -> Link Widget.

Add a new link block or edit the existing ones.

26. Copyright for theme

Open Modules – Module Manager – Copyright for theme.

Change content and a link.

27. Trust Badges

Open AN Theme Dashboard - Trust Badges

OR Open Modules – Module Manager - Trust Badges

10 Vintage Clothes 3

Garment-dyed and washed with a special technique for incredible softness and true color.

11 [Shop now](#)



12 Most popular


13



Classic peacoat
\$133.00



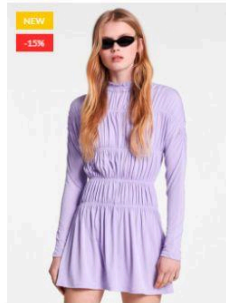
[Add to cart](#)



Short sleeve sweatshirt...
\$124.00




[Add to cart](#)



Baby-doll dress
\$86.70 ~~\$102.00~~



[Add to cart](#)




High-waist denim mini skirt
\$120.00



[Add to cart](#)

14

15 Our collections



Hone in on that personal style

One of the world's leading designer lifestyle brands!

[Read more](#)



New Jackets

One of the world's leading designer!

[Read more](#)

1. Language selector block

Open International – Localization – Languages.
Add the languages required.

2. Currency block

Open International – Localization – Currencies.
Add the currencies required.

3. Client Service

Open Modules – Module Manager – Client Service.
Edit the description.

4. Customer “Sign in” link

Open Modules – Module Manager – Customer “Sign in” link.
Add the languages required.

5. AN Wishlist

Open Modules – Module Manager – AN Wishlist.
Edit placements of the wishlist.

6. Shopping cart

Open Modules – Module Manager – Shopping cart.

7. AN Logo

Open Modules – Module Manager – AN Logo.

8. Anvanto Mega Menu

Open Modules – Module Manager – Anvanto Mega Menu.
Add new categories to the menu or delete the current ones.

9. Search bar

Open Modules – Module Manager – Search bar.

10. Home Slider

Open Home Slider and edit the slider.
You can add your own new sliders.

11. Home Slider

Open Home Slider and edit the slider.
You can add your own new sliders.

12. Featured products

Open Modules – Installed modules – Featured products, press “Configure”.

13. AN Theme Configurator

Open Modules – Installed modules – AN Theme Configurator, press “Product”.
Edit field “Background Label Online Only”, “Color Online Only”, “Background Label On Sale”, “Color On Sale”, “Background Label New”, “Color New”, “Background Label Discount Percentage”, “Color Discount Percentage”.

14. Attribute combinations in products list & Add to cart

Open Modules – Module Manager – Social media follow links.
Change a view type, customize colors and the elements of the list.

12. Home Products

Open AN Theme Dashboard - Home Products **OR**
Open Modules – Module Manager - Home Products

Homepage 2. Part 2

Our reviews



A review card featuring a green circle with the number 16, a profile picture of a woman, and a testimonial in Latin. Below the text is the name Michael James and the email demo@demo.com. Navigation arrows are on the left and right sides.

16

This is Photoshop's version of Lorem Ipsum. Proin gravida nibh vel velit auctor aliquet. Aenean sollicitudin, lorem quis bibendum auctor, nisi elit consequat ipsum, nec sagittis sem nibh id elit. odio sit amet nibh vulputate cursus a sit amet mauris. Morbi accumsan ipsum velit.

Michael James
demo@demo.com

17



FREE SHIPPING

Convenient shipping to your door. Skip the trip on orders \$50+.



MONEY BACK GUARANTEED

Not satisfied with your order? Ship it back or return it in-store.



SUPPORT 24/7

You'll be speaking with one of our courteous representatives in 60 seconds or less!

Charme.

8-100-9000-300
United States
demo@demo.com

PRODUCTS

Prices drop
New products
Best sales

18

OUR COMPANY


Delivery
Legal Notice
Terms and conditions of use
About us
Secure payment
Contact us
Sitemap
Stores
Our blog

YOUR ACCOUNT

Personal info
Orders
Credit slips
Addresses

19

© 2021 - Ecommerce software by PrestaShop™



20

16. User testimonials

Open User testimonials module
Add new reviews or edit the existing ones.

17. Advantages and text block

Open the module. Add advantages or edit the existing ones.

18. Link Widget

Open Design -> Link Widget.
Add a new link block or edit the existing ones.

19. Copyright for theme

Open Modules – Module Manager – Copyright for theme.
Change content and a link.

20. Trust Badges

Open AN Theme Dashboard - Trust Badges
OR Open Modules – Module Manager - Trust Badges

Homepage 3. Part 1


1 2 WISHLIST: 0 CART: 0 3

4 TOPS BLOUSES BRANDS JEANS POPULAR 5 Language: English Currency: USD Client Service Sign In 8

9 Vintage Wash Crewneck 2

Garment-dyed and washed with a special technique for incredible softness and true color.





10 [Shop now](#)



0 0 ●

11 New arrivals

12

 <p>ONLINE ONLY ON SALE! NEW</p>	 <p>NEW</p>	 <p>NEW -15%</p>	 <p>NEW</p>
Classic peacoat \$13.00	Long down puffer coat \$22.00	Long utility bomber parka \$10.20 \$12.00	Plush shawl collar coat \$52.00
S	L	M	S
1 Add to cart	1 Add to cart	1 Add to cart	1 Add to cart

● 0 0

1. Search bar

Open Modules – Module Manager – Search bar.

2. AN Wishlist

Open Modules – Module Manager – AN Wishlist.
Edit placements of the wishlist.

3. Shopping cart

Open Modules – Module Manager – Shopping cart.

4. Anvanto Mega Menu

Open Modules – Module Manager – Anvanto Mega Menu.

Add new categories to the menu or delete the current ones.

5. Language selector block

Open International – Localization – Languages.
Add the languages required.

6. Currency block

Open International – Localization – Currencies.
Add the currencies required.

7. Client Service

Open Modules – Module Manager – Client Service.
Edit the description.

8. Customer “Sign in” link

Open Modules – Module Manager – Customer “Sign in” link.
Add the languages required.

9. Home Slider

Open Home Slider and edit the slider.
You can add your own new sliders.

10. Home Slider

Open Home Slider and edit the slider.
You can add your own new sliders.

11. Home Products

Open AN Theme Dashboard - Home Products **OR**
Open Modules – Module Manager - Home Products

12. AN Theme Configurator

Open Modules – Installed modules – AN Theme Configurator, press “Product”.

Edit field “Background Label Online Only”, “Color Online Only”, “Background Label On Sale”, “Color On Sale”, “Background Label New”, “Color New”, “Background Label Discount Percentage”, “Color Discount Percentage”.

13. Attribute combinations in products list & Add to cart

Open Modules – Module Manager – Social media follow links.

Change a view type, customize colors and the elements of the list.

Homepage 3. Part 2

Our collections

14



Hone in on that personal style

One of the world's leading designer lifestyle brands!

[Read more](#)



New jackets

One of the world's leading designer!

[Read more](#)

15

< JACK & JONES

FRED PERRY

LACOSTE

new balance

le coq sportif

DIESEL >

Charme.

Demo Shop
1 Infinite Loop, Cupertino, CA
95014
United States
Call us: 1-800-234-9000
Email us: sales@yourcompany.com

Products

Prices drop
New products
Best sales

16

Our company

Delivery
Legal Notice
Terms and conditions of use
About us
Secure payment
Contact us
Sitemap
Stores

Your account

Personal info
Orders
Credit slips
Addresses

17

© 2021 - Ecommerce software by PrestaShop™



18

14. Home Products

Open AN Theme Dashboard - Home Products **OR**
Open Modules – Module Manager - Home
Products

15. AN Brand Slider

Open Modules – Module Manager – AN Brand
Slider.

Edit positions of brands, show on/off any of them,
configure the slider.

Open Catalog – Brands & Suppliers.

Add new brands or edit the existing ones.

16. Link Widget

Open Design -> Link Widget.

Add a new link block or edit the existing ones.

17. Copyright for theme

Open Modules – Module Manager – Copyright for
theme.

Change content and a link.

18. Trust Badges

Open AN Theme Dashboard - Trust Badges


OR Open Modules – Module Manager - Trust
Badges

Homepage 4. Part 1





9 Vintage Clothes

Garment-dyed and washed with a special technique for incredible softness and true color.

10 [Shop now](#)



11 Most popular

<p>NEW</p> <p>-20%</p>  <p>Stud scoop neck tee</p> <p>\$28.00 \$35.00</p> <p>Sed ut perspiciatis unde omnis iste natus error sit voluptatem...</p> <p>L</p> <p>1 Add to cart</p>	<p>NEW</p>  <p>Scoop cap sleeve stripe tee</p> <p>\$19.00</p> <p>Sed ut perspiciatis unde omnis iste natus error sit voluptatem...</p> <p>L</p> <p>1 Add to cart</p>	<p>NEW</p>  <p>Lace-up long sleeve sweater</p> <p>\$31.00</p> <p>Sed ut perspiciatis unde omnis iste natus error sit voluptatem...</p> <p>S</p> <p>1 Add to cart</p>	<p>ON SALE!</p> <p>NEW</p> <p>-20%</p>  <p>Softspun knit tee</p> <p>\$26.40 \$33.00</p> <p>Sed ut perspiciatis unde omnis iste natus error sit voluptatem...</p> <p>M</p> <p>1 Add to cart</p>
--	---	--	--

13

14



This is Photoshop's version of Lorem Ipsum. Proin gravida nibh vel velit auctor aliquet. Aenean sollicitudin, lorem quis bibendum auctor, nisi elit consequat ipsum, nec sagittis sem nibh id elit. odio sit amet nibh vulputate cursus a sit amet mauris. Morbi accumsan ipsum velit.

Michael James
michael2019@gmail.com

1. Language selector block

Open International – Localization – Languages.
Add the languages required.

2. Currency block

Open International – Localization – Currencies.
Add the currencies required.

3. Client Service

Open Modules – Module Manager – Client Service.
Edit the description.

4. Customer “Sign in” link

Open Modules – Module Manager – Customer “Sign in” link.
Add the languages required.

5. Shopping cart

Open Modules – Module Manager – Shopping cart.

6. AN Wishlist

Open Modules – Module Manager – AN Wishlist.
Edit placements of the wishlist.

7. Anvanto Mega Menu

Open Modules – Module Manager – Anvanto Mega Menu.
Add new categories to the menu or delete the current ones.

8. Search bar

Open Modules – Module Manager – Search bar.

9. Home Slider

Open Home Slider and edit the slider.
You can add your own new sliders.

10. Home Slider

Open Home Slider and edit the slider.
You can add your own new sliders.

11. Featured products

Open Modules – Module Manager – Featured products

12. AN Theme Configurator

Open Modules – Installed modules – AN Theme Configurator, press “Product”.
Edit field “Background Label Online Only”, “Color Online Only”, “Background Label On Sale”, “Color On Sale”, “Background Label New”, “Color New”, “Background Label Discount Percentage”, “Color Discount Percentage”.

13. Attribute combinations in products list & Add to cart

Open Modules – Module Manager – Social media follow links.
Change a view type, customize colors and the elements of the list.









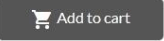
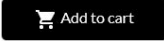
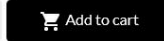
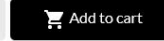
14. User testimonials

Open User testimonials module
Add new reviews or edit the existing ones.


Homepage 4. Part 2

New arrival

15

 <p>ONLINE ONLY ON SALE! NEW</p>	 <p>NEW</p>	 <p>NEW -15%</p>	 <p>NEW</p>
A-line layered tank dress \$63.00 Sed ut perspiciatis unde omnis iste natus error sit voluptatem...	Flowy embroidered shift dress \$62.00 Sed ut perspiciatis unde omnis iste natus error sit voluptatem...	Mix print long sleeve dress \$44.20 \$52.00 Sed ut perspiciatis unde omnis iste natus error sit voluptatem...	Tencel embroidered dress \$42.00 Sed ut perspiciatis unde omnis iste natus error sit voluptatem...
S	L	S	M
			
1 	1 	1 	1 

16



Fancy Dresses

A good pair of shoes builds the foundation for a rewarding hobby, but the wrong shoes can cause blisters

[Shop now](#)

17

[< JACK & JONES](#) [FRED PERRY](#) [LACOSTE](#) [new balance](#) [le coq sportif](#) [DIESEL >](#)

Demo Shop United States Email us: demo@demo.com	Products Prices drop New products Best sales	Our company Delivery Legal Notice Terms and conditions of use About us Secure payment Contact us Sitemap Stores	Your account Personal info Orders Credit slips Addresses
---	--	--	---

18

19

© 2021 - Ecommerce software by PrestaShop™



20

15. Home Products

Open AN Theme Dashboard - Home Products **OR**
Open Modules – Module Manager - Home Products

16. Home Products

Open AN Theme Dashboard - Home Products **OR**
Open Modules – Module Manager - Home Products

17. AN Brand Slider

Open Modules – Module Manager – AN Brand Slider.
Edit positions of brands, show on/off any of them, configure the slider.
Open Catalog – Brands & Suppliers.
Add new brands or edit the existing ones.

18. Link Widget

Open Design -> Link Widget.
Add a new link block or edit the existing ones.

19. Copyright for theme

Open Modules – Module Manager – Copyright for theme.
Change content and a link.

20. Trust Badges


Open AN Theme Dashboard - Trust Badges
OR Open Modules – Module Manager - Trust Badges

Homepage 5. Part 1

10 Vintage Wash Crewneck

Garment-dyed and washed with a special technique for incredible softness and true color.

11 Shop now



12 New Personal Style

For many professional women, getting dressed for the office







12 New Personal Style

For many professional women, getting dressed for the office



13 Best seller

<p>NEW</p> <p>-20%</p>  <p>Stud scoop neck tee</p> <p>\$28.00 \$35.00</p> <p>S</p> <p>1 Add to cart</p>	<p>NEW</p>  <p>Scoop cap sleeve stripe tee</p> <p>\$9.00</p> <p>S</p> <p>1 Add to cart</p>	<p>NEW</p>  <p>Soft metallic plaid tunic</p> <p>\$13.00</p> <p>S</p> <p>1 Add to cart</p>	<p>14</p> <p>ON SALE!</p> <p>NEW</p> <p>-20%</p>  <p>Softspun knit tee</p> <p>\$18.40 \$23.00</p> <p>S</p> <p>1 Add to cart</p>
---	---	---	---

15

1. Contact information

Open Modules – Module Manager – Contact information.

Change settings.

2. Client Service

Open Modules – Module Manager – Client Service.

Edit the description.

3. Language selector block

Open International – Localization – Languages.

Add the languages required.

4. Currency block

Open International – Localization – Currencies.

Add the currencies required.

5. Customer “Sign in” link

Open Modules – Module Manager – Customer “Sign in” link.

Add the languages required.

6. Anvanto Mega Menu

Open Modules – Module Manager – Anvanto Mega Menu.

Add new categories to the menu or delete the current ones.

7. Search bar

Open Modules – Module Manager – Search bar.

8. AN Wishlist

Open Modules – Module Manager – AN Wishlist.

Edit placements of the wishlist.

9. Shopping cart

Open Modules – Module Manager – Shopping cart.

10. Home Slider

Open Home Slider and edit the slider.

You can add your own new sliders.

11. Home Slider

Open Home Slider and edit the slider.

You can add your own new sliders.

12. Home Products

Open AN Theme Dashboard - Home Products **OR**

Open Modules – Module Manager - Home Products

13. Home Products

Open AN Theme Dashboard - Home Products **OR**

Open Modules – Module Manager - Home Products

14. AN Theme Configurator

Open Modules – Installed modules – AN Theme Configurator, press “Product”.

Edit field “Background Label Online Only”, “Color Online Only”, “Background Label On Sale”, “Color On Sale”, “Background Label New”, “Color New”, “Background Label Discount Percentage”, “Color Discount Percentage”.

15. Attribute combinations in products list & Add to cart

Open Modules – Module Manager – Social media follow links.

Change a view type, customize colors and the elements of the list.

Homepage 5. Part 2



17



FREE SHIPPING

Convenient shipping to your door. Skip the trip on orders \$50+



MONEY BACK GUARANTEE

Not satisfied with your order? Ship it back or return it in-store.



SUPPORT 24/7

You'll be speaking with one of our courteous representatives in 60 seconds or less!

18

< JACK & JONES

FRED PERRY

LACOSTE

new balance

le coq sportif

DIESEL >

Charme.

Demo Shop
United States
Call us: 1-800-234-9000
Email us: sales@yourcompany.com

Products

Prices drop
New products
Best sales

19

Our company

Delivery
Legal Notice
Terms and conditions of use
About us
Secure payment
Contact us
Sitemap
Stores

Your account

Personal info
Orders
Credit slips
Addresses

20

© 2021 - E-commerce software by PrestaShop™



21

16. User testimonials

Open User testimonials module
Add new reviews or edit the existing ones.

17. Advantages and text block

Open the module. Add advantages or edit the existing ones.

18. AN Brand Slider

Open Modules – Module Manager – AN Brand Slider. Edit positions of brands, show on/off any of them, configure the slider.
Open Catalog – Brands & Suppliers.
Add new brands or edit the existing ones.

19. Link Widget

Open Design -> Link Widget.
Add a new link block or edit the existing ones.

20. Copyright for theme

Open Modules – Module Manager – Copyright for theme.
Change content and a link.

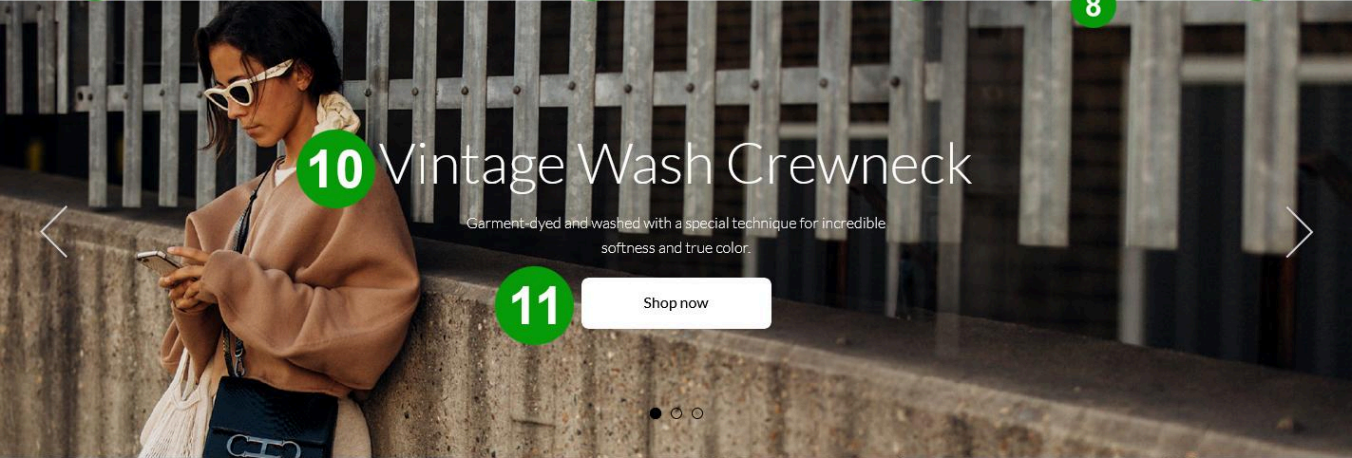
21. Trust Badges

Open AN Theme Dashboard - Trust Badges
OR Open Modules – Module Manager - Trust Badges

Homepage 6

1 1-800-234-9000 sales@yourcompany.com 1 Infinite Loop, Cupertino, CA 95014 2 English USD Client Service 4

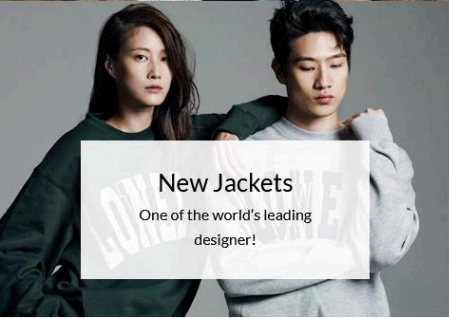
5 TOPS BLOUSES BRANDS JEANS POPULAR 6 7 SIGN IN 8 WISHLIST: 0 9 CART: 0



10 Vintage Wash Crewneck

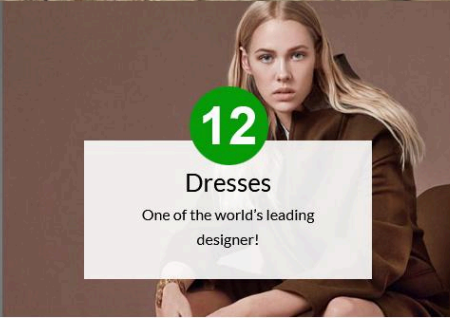
Garment-dyed and washed with a special technique for incredible softness and true color.

11 Shop now



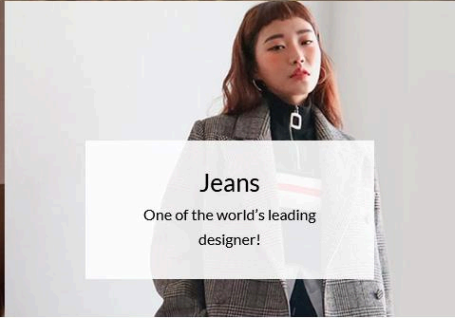
New Jackets

One of the world's leading designer!



Dresses

One of the world's leading designer!



Jeans

One of the world's leading designer!

13 < JACK & JONES FRED PERRY LACOSTE new balance le coq sportif DIESEL >

Charme.

Demo Shop
1 Infinite Loop, Cupertino, CA 95014
United States
Call us: 1-800-234-9000
Email us: sales@yourcompany.com

Products

Prices drop 14
New products
Best sales

Our company

Delivery
Legal Notice
Terms and conditions of use
About us
Secure payment
Contact us
Sitemap
Stores

Your account

Personal info
Orders
Credit slips
Addresses

15 © 2021 - Ecommerce software by PrestaShop™ 16 discover PayPal Apple VISA

1. Contact information

Open Modules – Module Manager – Contact information.

Change settings.

2. Language selector block

Open International – Localization – Languages.

Add the languages required.

3. Currency block

Open International – Localization – Currencies.

Add the currencies required.

4. Client Service

Open Modules – Module Manager – Client Service.

Edit the description.

5. Anvanto Mega Menu

Open Modules – Module Manager – Anvanto Mega Menu.

Add new categories to the menu or delete the current ones.

6. Search bar

Open Modules – Module Manager – Search bar.

7. Customer “Sign in” link

Open Modules – Module Manager – Customer “Sign in” link.

Add the languages required.

8. AN Wishlist

Open Modules – Module Manager – AN Wishlist.

Edit placements of the wishlist.

9. Shopping cart

Open Modules – Module Manager – Shopping cart.

10. Home Slider

Open Home Slider and edit the slider.

You can add your own new sliders.

11. Home Slider

Open Home Slider and edit the slider.

You can add your own new sliders.

12. Home Categories

Open Modules – Module Manager – Home Categories.

13. AN Brand Slider

Open Modules – Module Manager – AN Brand Slider. Edit positions of brands, show on/off any of them, configure the slider.

Open Catalog – Brands & Suppliers.

Add new brands or edit the existing ones.

14. Link Widget

Open Design -> Link Widget.

Add a new link block or edit the existing ones.

15. Copyright for theme

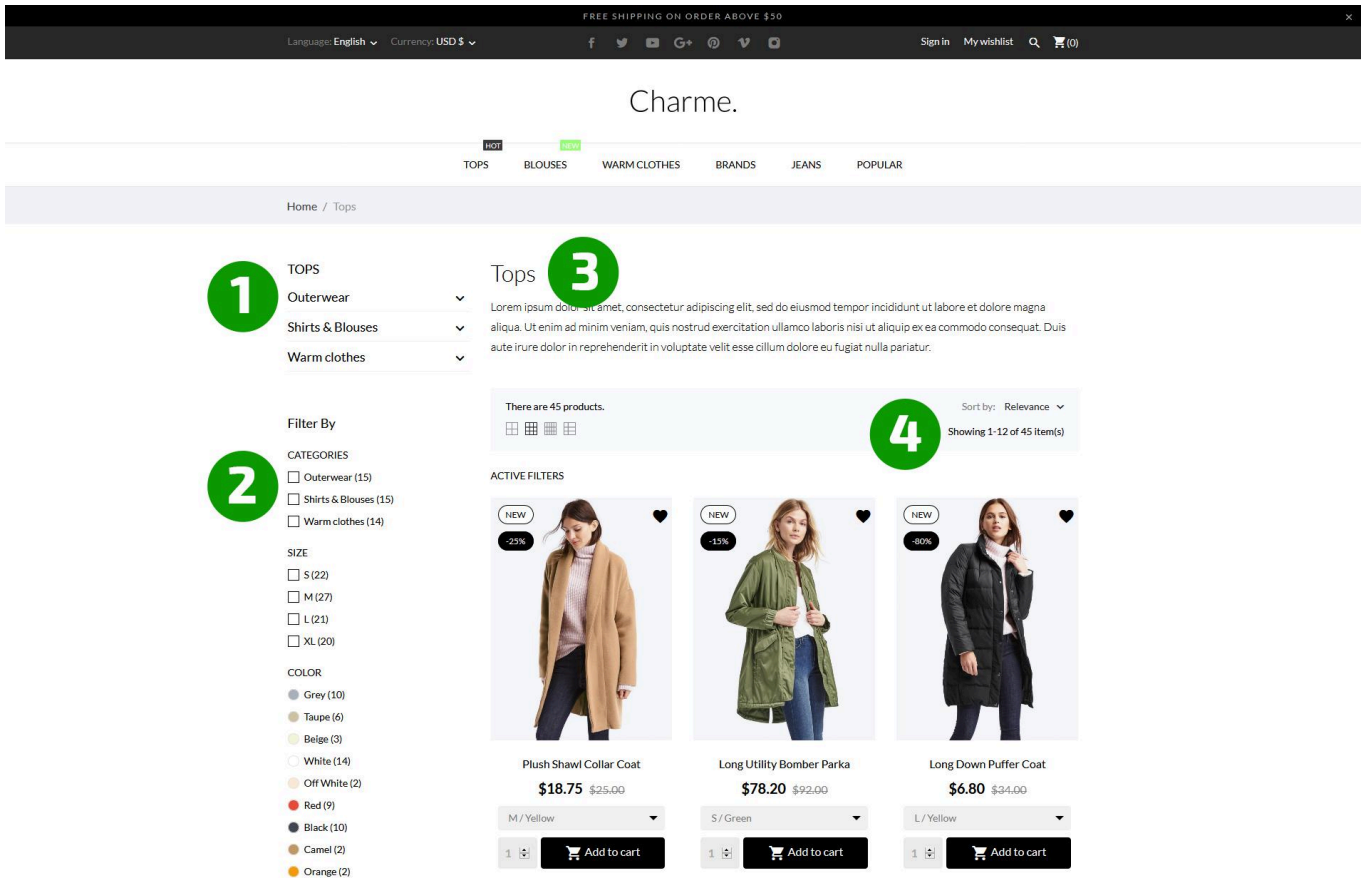
Open Modules – Module Manager – Copyright for theme.

Change content and a link.

16. Trust Badges

Open AN Theme Dashboard - Trust Badges

OR Open Modules – Module Manager - Trust Badges



1. Category tree links

Open Modules – Module Manager - Category tree links.

Configure the parameters of the category tree.

2. Faceted Search

Open Modules – Module Manager – Faceted Search.

Edit filters template or create the new one, edit other parameters.

Open Catalog – Attributes & Features.

Add new attributes and features or edit the existing ones.

3. AN Theme Configurator

Open Modules – Module Manager – AN Theme Configurator, press

“Configure” and open the “Category Page” tab.

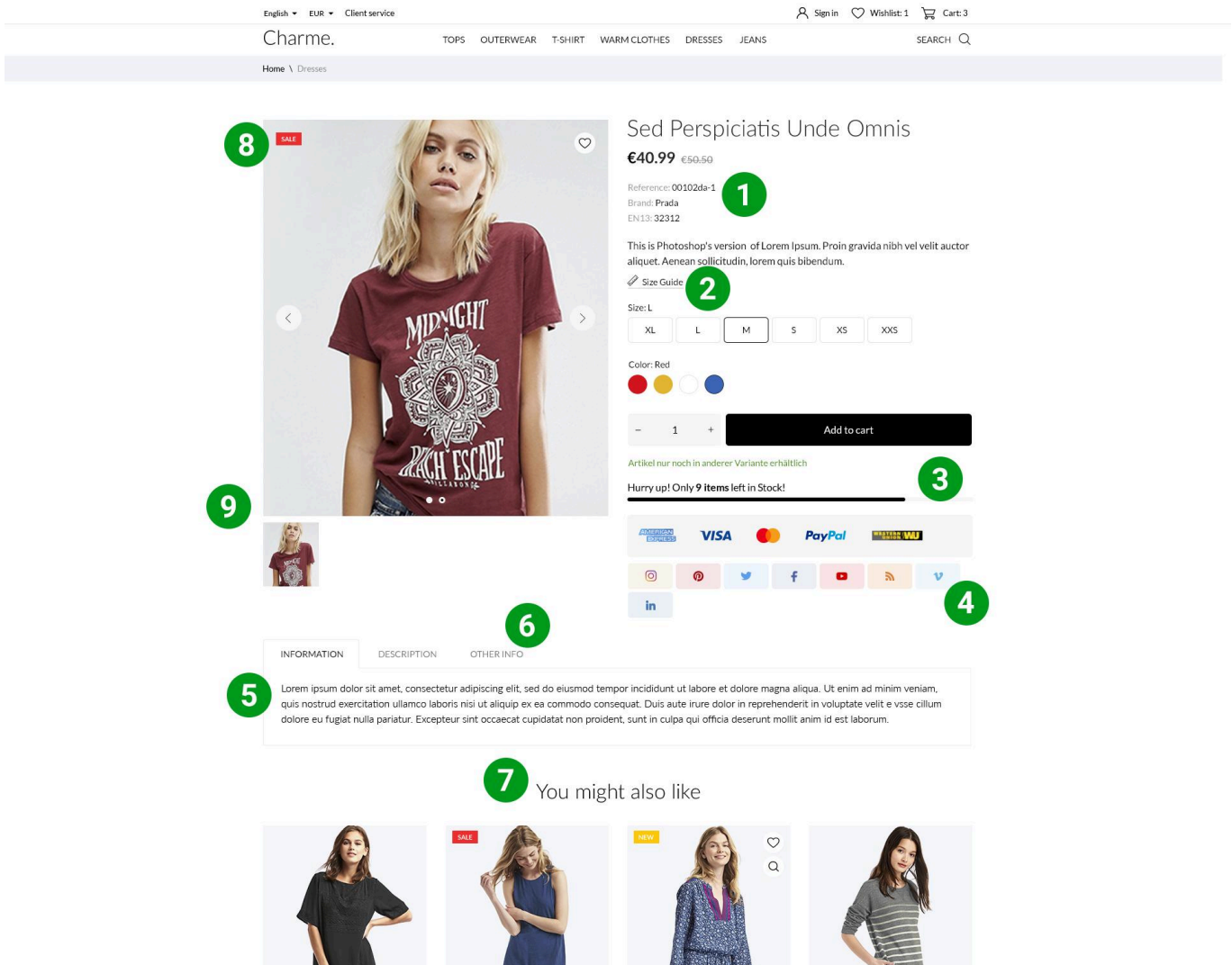
Show on/off the category description.

4. Products per page

Open Shop Parameters – Product Settings, scroll down to the

“Pagination” tab.

Enter the number of products per page required.



1. AN Theme Configurator

Open Modules – Installed modules – AN Theme Configurator, press “Configure” and then open the “Product” tab and then open the “PRODUCT INFO” block.

2. Size Guide

Open Modules – Module Manager – Size Guide.

3. AN Hurry Up

Open Modules – Module Manager – AN Hurry Up. Enter a number of products when the hurry up block appears, select a color of the block.

4. Social media share buttons

Open Modules – Module Manager – Social media share buttons. Enable or disable the buttons required..

5. Product Extra Tabs Premium

6. AN Theme Configurator

Open Modules – Installed modules – AN Theme Configurator, press “Configure” and then open the “Product” tab and then open the “PRODUCT INFO” block. Edit the “Show Product Details Tab”.

7. Related Products

Open Catalog - Products, choose a product and press “Edit”. Add new related products or delete the existing ones.

8. AN Theme Configurator

Open Modules – Installed modules – AN Theme Configurator, press “Product”. Edit field “Background Label Online Only”, “Color Online Only”, “Background Label On Sale”, “Color On Sale”, “Background Label New”, “Color New”, “Background Label Discount Percentage”, “Color Discount Percentage”. Add product flags: Catalog - Products - select a specific product - edit -

Open Modules – Module Manager – Product
Extra Tabs Premium..

"Prices" tab - check the box on "Show" Sale! " flag";
"Options" tab - check the box on "Web only".

9. AN Theme Configurator

Open Modules – Installed modules – AN Theme
Configurator, press "Configure" and then open the
"Product" tab and then open the "PRODUCT PAGE
SLIDER" block.